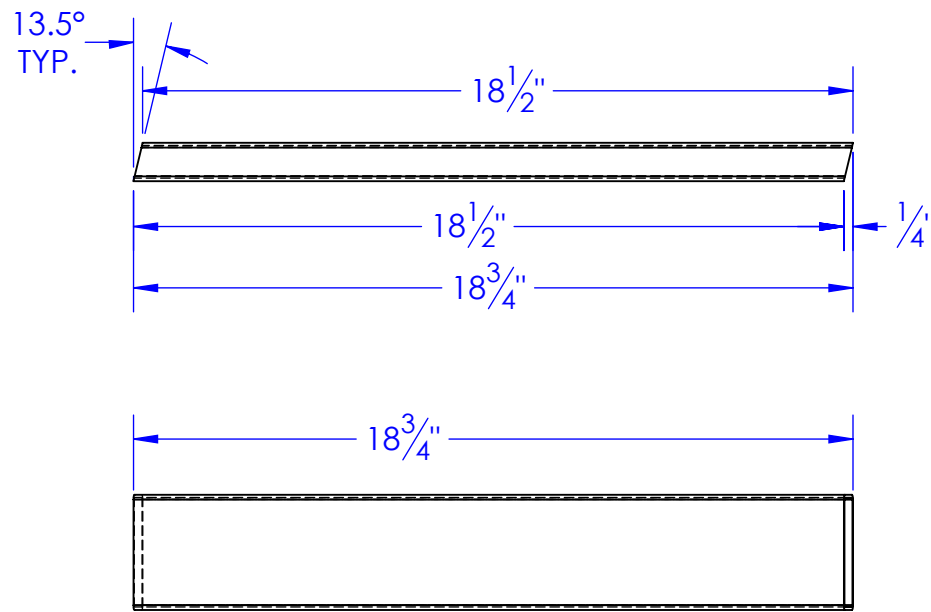
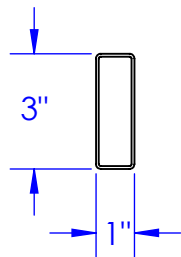
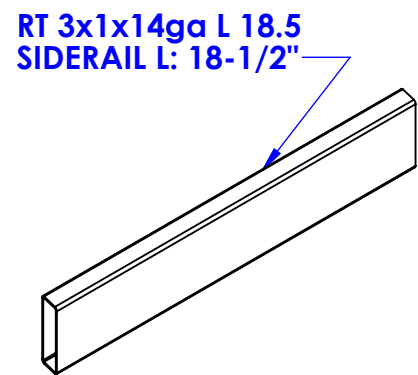
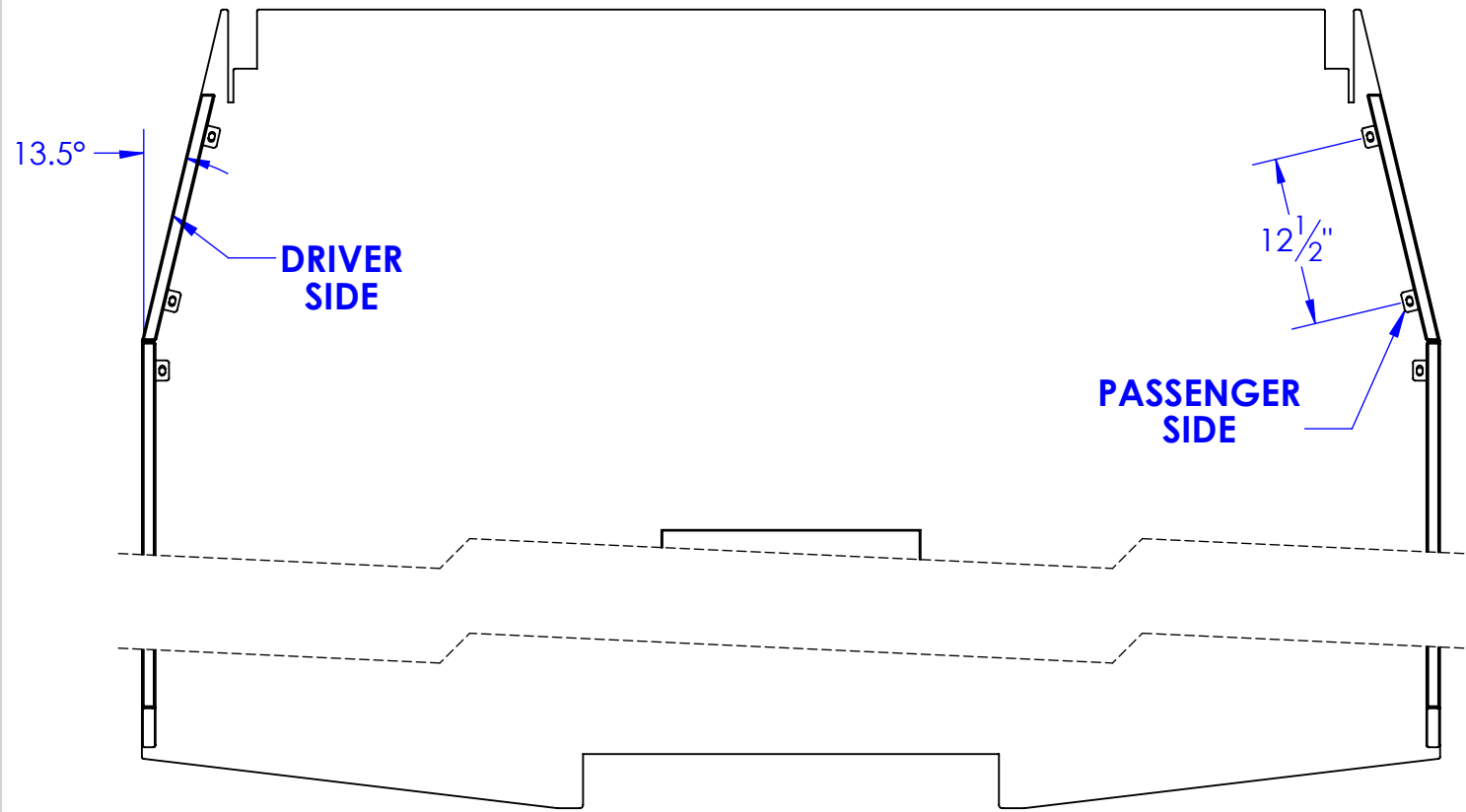
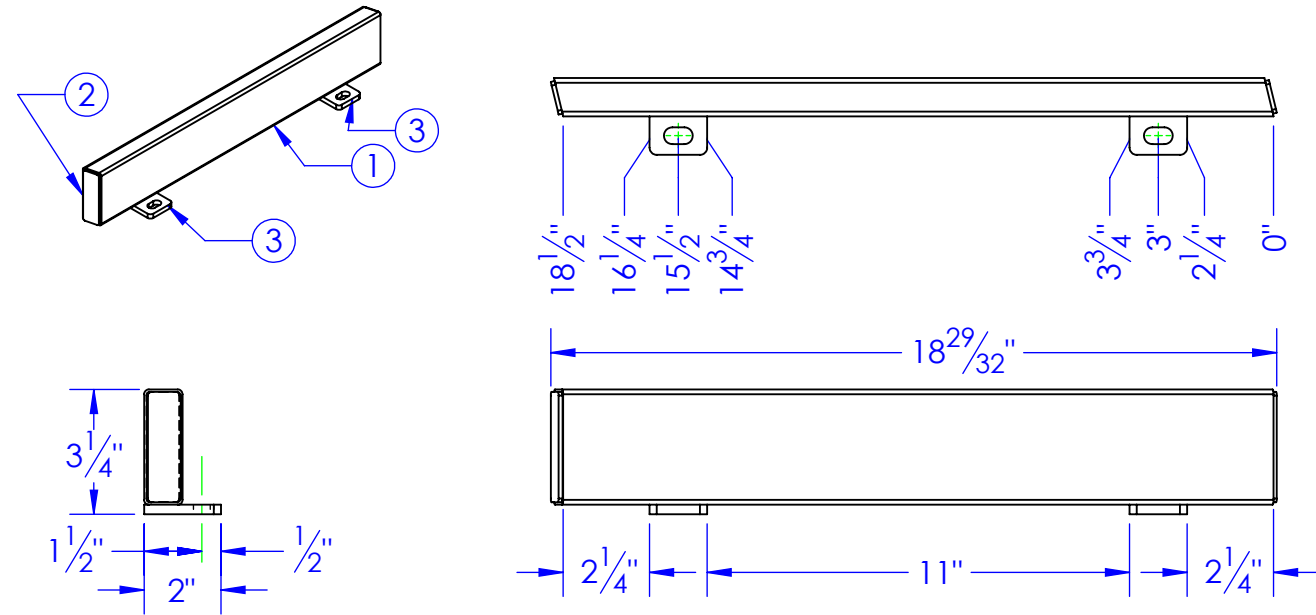


ITEM NO.	PART NUMBER	DESCRIPTION	DRAWING #	QTY.
1	FP-SR-TAB	SIDERAIL TAB	10-1218	4
2	FP-SR-TAB ITEM 4	SIDERAIL END CAP ITEM 4	10-1218	4
3	RT 3x1x14ga L 18.5	SIDERAIL L: 18-1/2"	16-1206	2

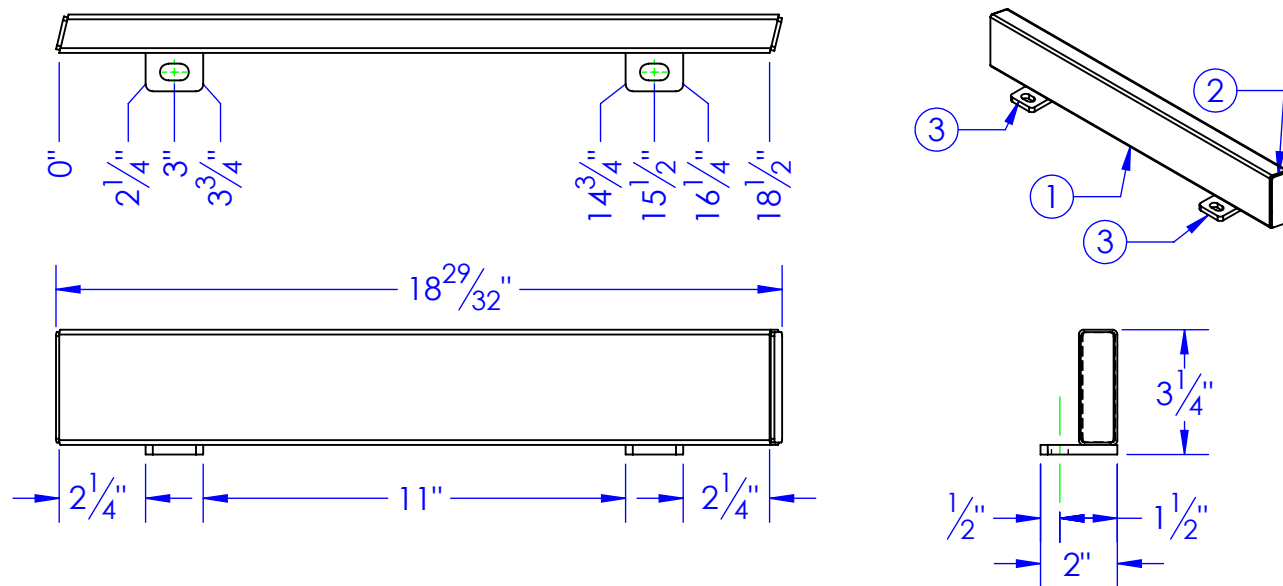


REV.	REVISIONS	DATE	APPROVED
A	DESCRIPTION INITIAL RELEASE	5/03/2014	

SUB-PSD-SIDERAIL 50 F DR
SIDE RAIL, 50 SERIES PSD. DRIVER SIDE FRONT



SUB-PSD-SIDERAIL 50 F PS
SIDE RAIL, 50 SERIES PSD. PASSENGER SIDE FRONT



PROPRIETARY AND CONFIDENTIAL
THE INFORMATION CONTAINED IN THIS
DRAWING IS THE SOLE PROPERTY OF
<INSERT COMPANY NAME HERE>. ANY
REPRODUCTION IN PART OR AS A WHOLE
WITHOUT THE WRITTEN PERMISSION OF
<INSERT COMPANY NAME HERE> IS
PROHIBITED.

UNLESS OTHERWISE SPECIFIED:
DIMENSIONS ARE IN INCHES
TOLERANCES:
FRACTIONAL ±1/16
ANGULAR: MACH ± 1 BEND ±
TWO PLACE DECIMAL ±010
THREE PLACE DECIMAL ±005
MATERIAL
DO NOT SCALE DRAWING

	NAME	DATE	P.O. BOX 248, SABETHA KS. 66534 (785) 284-3674 FAX (785) 284-3931		
DRAWN	HEATH	5/2/2014	<i>TRIPLE C</i> INC.		
PART #					
ASM #	SUB-PSD-SIDERAIL FRONT				
COMMENTS:			SIZE	DWG. NO.	REV
FRONT SIDERAIL 50 SERIES, PRO SPEAR DELUXE			B	16-1206	A
			SCALE: 1:5	WEIGHT:	SHEET 1 OF 1